

MONTHLY STATISTICAL BULLETIN

JANUARY 2020

Market capitalization : 190.010.447.981

Turnover: 581.920.924

Number of transactions: 1.812

MBI10: 4.919,86

↑2,47%

↓23,98%

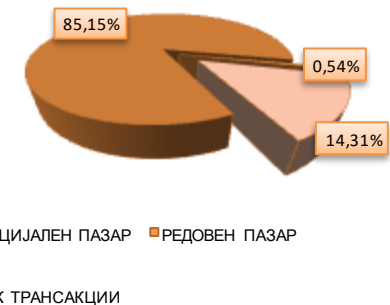
↑2,49%

↑5,83%

TURNOVER (denars)	December 2019	January 2020	% of change
TRADING IN BEST	476.014.452	498.623.924	4,75
Shares	466.884.275	489.864.160	4,92
Bonds	9.130.177	8.759.764	-4,06
DAILY AVERAGE TURNOVER (denars)	23.800.723	24.931.196	4,75
DAILY AVERAGE NUMBER OF TRANSACTIONS	88	90	2,27
BLOCK TRANSACTIONS	272.373.661	83.297.000	-69,42
PUBLIC AUCTIONS	0	0	-
PUBLIC OFFERING	17.097.000	0	-
TOTAL	765.485.112	581.920.924	-23,98
NUMBER OF TRANSACTIONS			
TRADING IN BEST	1.749	1.804	3,14
BLOCK TRANSACTIONS	17	8	-52,94
PUBLIC AUCTIONS	0	0	-
PUBLIC OFFERING	2	0	-
TOTAL	1.768	1.812	2,49
MARKET CAPITALIZATION (denars)			
MARKET CAPITALIZATION OF SHARES	185.421.433.527	190.010.447.981	2,47
OFFICIAL MARKET-SHARES	181.279.391.212	185.868.405.666	2,53
MARKET OF JOINT STOCK COMPANIES WITH SPECIAL REPORTING OBLIGATIONS	4.142.042.315	4.142.042.315	0,00
MARKET CAPITALIZATION OF BONDS	3.724.334.677	3.733.598.814	0,25
MARKET CAPITALIZATION OF OTHER SECURITIES	313.009.550	313.009.550	0,00
TOTAL MARKET CAPITALIZATION	189.458.777.754	194.057.056.345	2,43
MBI10	4.648,89	4.919,86	5,83
OMB	132,91	132,95	0,03
NUMBER OF LISTED SECURITIES	100	100	0,00
NUMBER OF TRADING DAYS	20	20	0,00

TURNOVER STRUCTURE

Market segment	Turnover (denars)	Turnover (EUR)	%	Number of transactions
OFFICIAL MARKET	495.477.119	8.050.168	85,15	1.799
REGULAR MARKET	3.146.805	51.167	0,54	5
BLOCK TRANSACTIONS	83.297.000	1.354.237	14,31	8
TOTAL	581.920.924	9.455.572	100,00	1.812



MONTHLY STATISTICAL BULLETIN

10 MOST LIQUID SHARES (Official market)

Issuer	Max (denars)	Min (denars)	Average price (denars)	Volume	Turnover (denars)	Turnover (EUR)	%	Num. of trans.	Market capitalization (denars)
Komercijalna banka AD Skopje	7.702,00	6.598,00	7.211,60	21.178	153.447.999	2.492.943	31,53	456	16.865.095.800
NLB banka AD Skopje	18.300,00	17.148,00	17.626,12	4.637	82.163.894	1.334.234	16,88	135	15.396.943.383
Alkaloid AD Skopje	13.353,00	11.898,00	12.842,69	6.005	77.639.234	1.261.980	15,95	285	18.489.502.378
Granit AD Skopje	1.250,00	1.115,00	1.196,77	51.181	61.773.099	1.003.864	12,69	294	3.685.805.969
Makpetrol AD Skopje	82.000,00	76.501,00	78.734,40	547	43.247.142	702.722	8,89	168	8.875.327.992
Stopanska banka AD Skopje	1.250,00	1.180,00	1.209,77	11.905	14.406.516	234.054	2,96	93	21.301.419.600
TTK banka AD Skopje	1.750,00	1.540,00	1.624,58	5.968	9.598.492	155.957	1,97	47	1.525.251.840
Ohridska banka AD Skopje	5.200,00	5.193,00	5.199,08	1.434	7.456.279	121.138	1,53	23	2.685.020.000
Stopanska banka AD Bitola	3.250,00	3.000,00	3.176,17	1.953	6.201.495	100.827	1,27	38	1.250.833.167
Makedonijaturist AD Skopje	5.734,00	5.421,00	5.631,73	1.039	5.839.266	94.931	1,20	23	2.577.807.900
Rest				30.424	24.943.939	405.355	5,12	209	93.215.397.637
Total				136.271	486.717.355	7.908.006	100,00	1.771	185.868.405.666

TOP GAINERS / TOP LOSERS—OFFICIAL MARKET

Issuer	Average price (denars) 30.12.2019	Average price (denars) 31.01.2020	% of change
TOP GAINERS			
ZK Pelagonija Bitola	1.470,00	2.539,00	72,72
Zito Luks Skopje	174,00	195,00	12,07
Komercijalna banka Skopje	6.648,00	7.400,00	11,31
Makstil Skopje	92,89	103,00	10,88
Alkaloid Skopje	11.900,13	12.917,50	8,55
TOP LOSERS			
Zito Polog Tetovo	2.000,00	1.800,00	-10,00
Automakedonija Skopje	2.398,00	2.200,00	-8,26
Cementarnica USJE Skopje	25.100,00	24.215,00	-3,53
FZC 11 Oktomvri Kumanovo	584,00	567,00	-2,91
RZ Uslugi Skopje	70,00	68,00	-2,86

OVERVIEW OF THE TRADING WITH BONDS

	HIGH (%)	LOW (%)	Last daily average price (%)	Last trading day	Volume (in EUR)	Turnover (denars)	Turnover (EUR)	Yield to maturity *
Government bonds-denationalization XV issue (RMDEN15)	99,50	98,50	99,50	27.01.2020	10.218	622.824	10.116	2,15%
Government bonds-denationalization XVII issue (RMDEN18)	98,80	98,70	98,80	29.01.2020	133.673	8.136.939	132.047	2,28%

* The model for calculation of annual average yield to maturity is adapted to the characteristics of the bonds. Calculation date is 31.01.2020 using the last average price of the bonds.

MONTHLY STATISTICAL BULLETIN

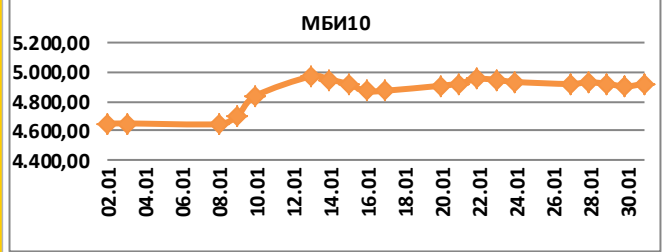
MBI10

Value at 31.01.2020 **4.919,86**

MAX Value in January (13.01.2020) 4.972,27

MIN Value in January (08.01.2020) 4.642,57

% of change from 30.12.2019 5,83%



All about MBI10 on: <http://www.mse.com.mk/Indicies.aspx?Index=MBI10>

Composition of MBI10

Composition of MBI10	Turnover (denars)	Volume	Num. of trans.	Last average price	% of monthly change of price
Alkaloid AD Skopje	77.639.234	6.005	285	12.917,50	8,55
Granit AD Skopje	61.773.099	51.181	294	1.200,05	6,55
Komercijalna banka AD Skopje	207.437.999	28.478	458	7.400,00	11,31
Makpetrol AD Skopje	43.247.142	547	168	78.974,64	1,44
Makedonijaturist AD Skopje	5.839.266	1.039	23	5.700,00	1,24
Stopanska banka AD Skopje	14.406.516	11.905	93	1.220,00	1,53
TTK banka AD Skopje	9.598.492	5.968	47	1.680,00	7,82
Makedonski Telekom AD Skopje	1.331.055	4.151	20	317,90	-0,66
Stopanska banka AD Bitola	6.201.495	1.953	38	3.199,25	3,20
NLB Banka AD Skopje	86.810.894	4.907	137	18.027,92	4,79

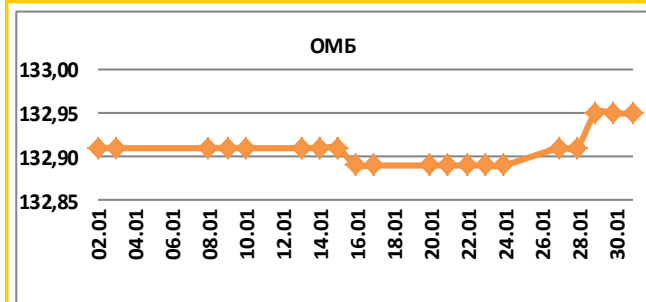
OMB

Value at 31.01.2020 **132,95**

MAX Value in January (29.01.2020) 132,95

MIN Value in January (16.01.2020) 132,89

% of change from 30.12.2019 0,03%



All about OMB on: <http://www.mse.com.mk/Indicies.aspx?Index=OMB>

Composition of OMB

Composition of OMB	Turnover (denars)	Volume	Num. of trans.	Last average price	% of monthly change of price
Government bonds-denationalization X issue (RMDEN10)	0	0	0	99,00	0,00
Government bonds-denationalization XI issue (RMDEN11)	0	0	0	99,00	0,00
Government bonds-denationalization XII issue (RMDEN12)	0	0	0	99,50	0,00
Government bonds-denationalization XIII issue (RMDEN13)	0	0	0	99,00	0,00
Government bonds-denationalization XIV issue (RMDEN14)	0	0	0	99,00	0,00
Government bonds-denationalization XV issue (RMDEN15)	622.824	10.218	3	99,50	0,00
Government bonds-denationalization XVI issue (RMDEN16)	0	0	0	98,50	0,00
Government bonds-denationalization XVII issue (RMDEN17)	0	0	0	99,00	0,00
Government bonds-denationalization XVIII issue (RMDEN17)	8.136.939	133.673	25	98,80	0,10



MONTHLY STATISTICAL BULLETIN

MBI10 LISTED COMPANIES RATIOS

Issuer	P/E Ratio ¹	Dividend yield ²	Foreign investors participation in January 2020	Foreign investors participation in December 2019	Change
Alkaloid AD Skopje	21,26	2,50%	3,43%	3,40%	0,03%
Granit AD Skopje	48,95	2,50%	5,39%	5,37%	0,02%
Komercijalna banka AD Skopje	9,16	5,72%	3,68%	3,73%	-0,05%
Makpetrol AD Skopje	11,35	1,66%	1,31%	1,30%	0,01%
Makedonijaturist AD Skopje	23,00	4,20%	0,81%	0,81%	0,00%
Stopanska banka AD Skopje	7,94	5,84%	92,39%	92,41%	-0,02%
TTK banka AD Skopje	15,06	6,25%	1,27%	1,29%	-0,02%
Makedonski Telekom AD Skopje	21,57	5,78%	1,48%	1,48%	0,00%
Stopanska banka AD Bitola	35,25	0,00%	3,48%	3,59%	-0,11%
NLB banka AD Skopje	8,32	9,64%	88,25%	88,50%	-0,25%

[1] Share price at last day of trading in currently month,/ Earnings per share

[2]The ratios are calculated using the data from the last published Audited financial reports and last paid dividend.

FOREIGN INVESTORS—OFFICIAL MARKET

January 2020	Foreign Legal investors January 2020	Foreign private investors January 2020	Total Foreign entities January 2020	Total Foreign entities December 2019	Change
Shares[3]	34,91%	1,20%	36,11%	36,12%	-0,01%
Bonds[4]	0,12%	0,05%	0,17%	0,17%	0,00%
Total Official market	33,73%	1,16%	34,89%	34,90%	-0,01%

[3] Data as last day of trading in currently month according to the Central Securities Depository, regarding the participation of the foreign investors in the number of shares.

[4]Data as last day of trading in currently month according to the Central Securities Depository, regarding the participation of the foreign investors in the total nominal value of bonds.

FOREIGN AND DOMESTIC INVESTORS IN THE TOTAL TURNOVER [5] *

	BUYING % of total	SELLING% of total
Foreign private investors	1,26%	1,31%
Foreign Legal investors	1,16%	12,28%
Total Foreign Legal entities	2,42%	13,60%
Domestic private investors	58,24%	67,63%
Domestic Legal investors	39,34%	18,77%
Total Domestic Legal entities	97,58%	86,40%

[5]Data as last day of trading in currently month according to the Central Securities Depository, regarding the participation of the foreign and domestic investors in the total turnover.

TURNOVER PER MEMBERS / in denars

Member	Code	Trading in BEST system	% of trading in BEST sys.	Block (denars)	% block	Public auctions	% of Public auctions	Public offering	% of Public offering	Total
ILIRIKA INVESTMENTS AD Skopje	IL	256.339.246	25,70	0	0,00	0	0,00	0	0,00	256.339.246
Eurohaus AD Skopje	EH	148.639.749	14,90	103.600.000	62,19	0	0,00	0	0,00	252.239.749
Komercijalna banka AD Skopje	KB	217.066.101	21,77	4.380.000	2,63	0	0,00	0	0,00	221.446.101
NLB Banka Skopje	TN	107.250.058	10,75	0	0,00	0	0,00	0	0,00	107.250.058
INOVO BROKER AD Skopje	IN	55.004.612	5,52	31.320.000	18,80	0	0,00	0	0,00	86.324.612
Invest broker Skopje	MI	73.274.952	7,35	9.294.000	5,58	0	0,00	0	0,00	82.568.952
TTK Banka AD Skopje	TK	36.887.089	3,70	18.000.000	10,80	0	0,00	0	0,00	54.887.089
Stopanska banka AD Skopje	SB	40.866.875	4,10	0	0,00	0	0,00	0	0,00	40.866.875
Sparkase banka Makedonija AD Skopje	SP	27.608.904	2,77	0	0,00	0	0,00	0	0,00	27.608.904
Eurostandard Banka AD Skopje	ES	20.786.720	2,08	0	0,00	0	0,00	0	0,00	20.786.720
Fersped broker AD Skopje	FR	13.523.541	1,36	0	0,00	0	0,00	0	0,00	13.523.541
Total		997.247.847	100,00	166.594.000	100,00	0	100,00	0	100,00	1.163.841.847

Turnover via BEST system and turnover in block trades is calculated on the basis of double counting, in order to include the executed cross trades by the MSE members in the structure of the overall MSE turnover. As since July 13, during the government auctions on the selling side there is no brokers (i.e. MSE performs this role), the turnover derived from government auctions is still calculated on the basis of single counting.



MONTHLY STATISTICAL BULLETIN

AS A REMINDER

The product of the Macedonian Stock Exchange **BESTNET ANALYTICS** is a modern internet service that helps investors in building well-founded investment strategies and in bringing valuable investment decisions.

BESTNET ANALYTICS contains:

- Data for more than **100** companies traded on the Macedonian Stock Exchange
- More than **70** different financial indicators of companies and more than **40** indicators for banks
- Monitoring and comparing the values for the last **3** years
- Tracking results by quarters
- Data in den, euros and dollars
- Data for paid dividends from companies for the last **4** years
- Data for the major shareholders of the company
- Data for management bodies of the company
- Data for related companies
- Comparison and monitoring of a large number of financial indicators
- Monitoring indicators by sectors and industries
- Graphic display of technical indicators
- Over **40** technical indicators and oscillators
- Monitoring of investments, determining their current value
- Calculation of gains / losses from unrealized transactions
- Calculation of gains / losses from trades executed
- Simulated portfolios

Шифра на XB	Датум на трансакција	Број на трансакција	Количина	Куповна вредност - вкупно (во ден.)	Датум на последна цена	Последна просечна цена	Вкупна вредност (во ден.)	Нереализирана добитка / загуба (во ден.)	% промена од вкупување на XB	% од вредноста на вкупните вложувања
скратен преглед на поединечна трансакција										
GRNT	17.02.2009	X52515136	600,00	360.000,00	21.01.2009	653,11	391.866,00	1.800.000,00	133,33%	3,74%
TELE	11.06.2009	1235649	600,00	360.000,00	21.01.2009	653,11	391.866,00	31.866,00	8,85%	1,00%
детален преглед на поединечна трансакција										
P.Македонија - денационализација 01 (PMДENO1)										
Тип на хартија	Bond		Куповна вредност - вкупно (во ден.)		107.092,08		Датум на последна цена		27.11.2007	
Датум на трансакција	11.07.2008		Последна просечна цена		85,00		Вкупна вредност (во ден.)		116.662,50	
Број на трансакција	1919		Нето вредност (во ден.)		6.614.520,00		Нереализирана добитка / загуба (во ден.)		11.198,57	
Количина	2.250,00		% промена од купување на XB		10,05%		% од вредноста на вкупните вложувања		0,30%	
Куповна цена (во ден.)	77,50		Акмулирана камата (во ден.)		1.238,85		Вкупна вредност (во ден.)		117.888,35	
Номинална вредност	1,00 EUR		Куповна вредност (во ден.)		106.689,77		Нереализирана добитка / загуба (во ден.)		11.198,57	
Куповна вредност (во ден.)	106.689,77		Купена акциул. камата (во ден.)		402,31		% промена од купување на XB		10,05%	
Купена акциул. камата (во ден.)	402,31		Трансакциони трошоци (во ден.)		500,00		% од вредноста на вкупните вложувања		0,30%	
Трансакциони трошоци (во ден.)	500,00									
TOTAL			36.067.092,08				62.684.319,35		26.617.629,57	

Опис на XB	Податоци од тргувањето
Лазарен сегмент	Официјален пазар
Лазарен подсегмент	Берзанска котација - обични акции
Тип на XB	Обични акции
ISIN број	MKALKA101011
Вкупни издадени XB	1431353
Шифра на XB	ALK
Номинална вредност	25,56 EUR
Дејења на цената и прометот	
Највисока цена во посл. 52 недели	4.599,00
Најниска цена во посл. 52 недели	3.799,00
% промена во посл. 30 дена	8,48%
% промена во посл. 3 месеци	6,98%
% промена во посл. 6 месеци	0,80%
% промена во посл. 1 година	-4,07%
Просечен дневен промет во посл. 30 дена	645.146,23
Просечен дневен промет во посл. 3 месеци	812.362,12
Просечен дневен промет во тековната година	626.836,29
Просечен дневен промет во посл. 52 недели	1.304.591,88
Показатели по акција за издавачот	
Коefициент цена / добитка	10,43
Дивиденден принос	3,98%
Коefициент цена / Книговодствена вредност по акција	0,91
Коefициент цена / Акмулирана добитка по акција	2,62
Коefициент цена / приходи од продажба	1,01
Коefициент цена / парични прилими од оперативни активности	13,59
Коefициент цена / оперативна добитка	8,93
Коefициент цена / EBITDA	6,35
Највисок P/E во посл. 52 недели	11,46
Најнисок P/E во посл. 52 недели	9,47
Нето добитка по акција за посл. 12 месеци	430,59
Коefициент цена / добитка за посл. 12 месеци	9,77

For more information on : www.bestnet.com.mk